

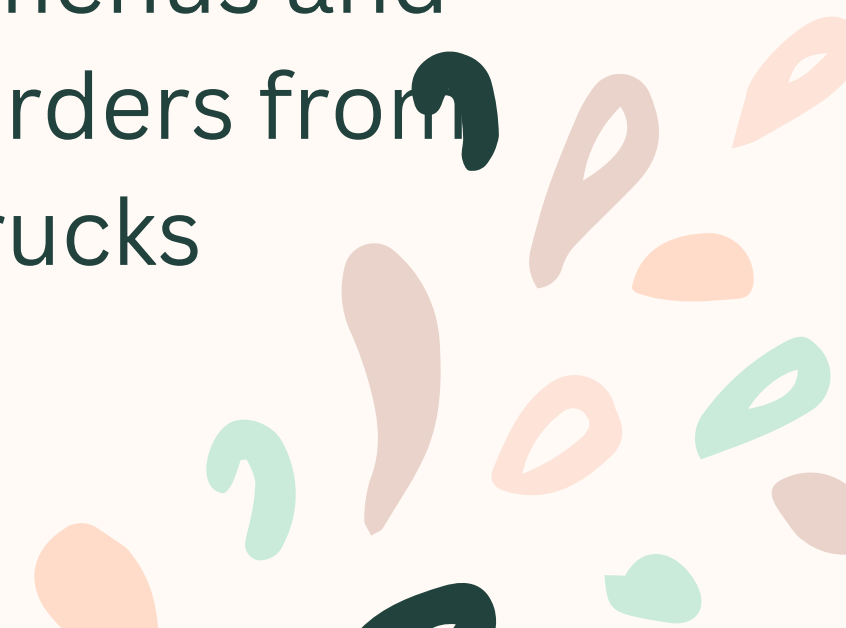


# Adapted Lesson Plan for ELL

- Sofia Manolakis -



# *Original Lesson*

- Cumulative Food Truck project in Language Arts and Math
  - Group project with 2-3 members
  - Unit: 5 lesson + Presentations
  - Purpose: to create the menus and for the students to take orders from each others food trucks
- 



# Context

## LANGUAGE ARTS

- Language is our go-to when thinking about ELL students
- ELL accommodations and modifications are typically geared towards Language Arts
- This can make Language Arts easier for our ELL students

## MATH

- Terminology is foreign and can make things they already know confusing
- Financial literacy will be different due to currency and exchange rates
- This lesson focuses on word problems
- We view math as an international discipline but we don't consider many aspects of it which leads to less accommodations and modifications

# Hypothetical Classroom

- I used the Purdue ELL Language Portraits website and the Me Mapping with Language Learners website to help me guide my modifications and accommodations for my lesson
- Even though they may be ELL students, it does not mean they have zero fluency, they may have just moved around or have multiple languages spoken in the home
- Remember that oral proficiency does not equate written or reading proficiency

# Modifications and Accommodations

## **CHROMEBOOKS**

This project also involves the use of Chromebooks so they would be at their disposal for any research on items or prices.

## **KEY WORD BANK**

As a teacher, we can create keyword banks for our students to use. This would also include dollars, cents, how to appropriately write the prices, etc...

## **CHECKLIST**

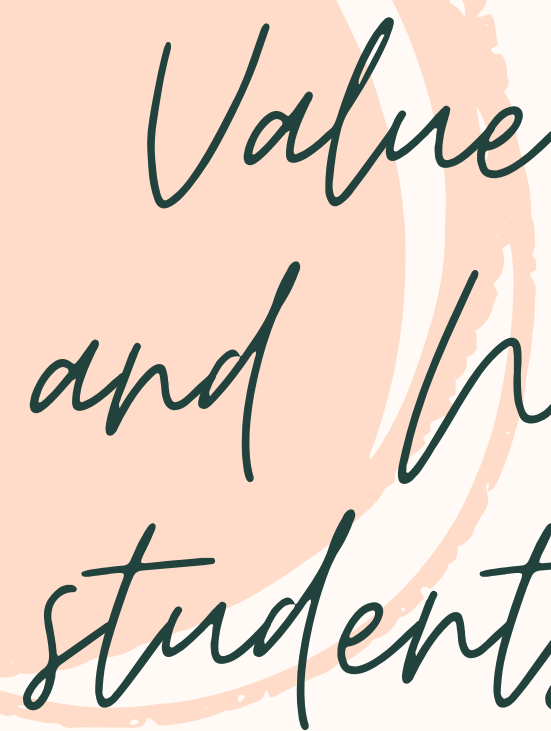
Having written instructions and steps written out. The use of graphic organizers is also highly encouraged.

## **VISUALS**


Having an example on the board of the menus and how they should be laid out as well as order forms and how to fill them.

## **PARTNER WORK**

This assignment is already a team project but brainstorming with a partner can be helpful for ELL and non-ELL.




Value for ELL  
and Non-ELL  
students

- All these accommodations and modifications are beneficial to both ELL and non-ELL students.
  - Non-ELL students who may have learning difficulties may benefit from graphic organizers, and visuals
  - Most 5th and 6th graders are still learning the value of items and can benefit from doing research on their menu items
- 







# Cultural Contributions

- This activity allows our ELL students to share their culture through food
    - The students can use their native language to write the proper names of the dishes on their menus with an English name as well
    - The non-ELL students get to learn about their peers and where they come from, this helps promote awareness and compassion in the classroom
- 



# Photos







*Thank  
you*